

Empatia 36 Ceiling/Wall 29W 3000K



DESIGN BY:

Carlotta de Bevilacqua , Paola Di Arianello
2013

MATERIALS:

DESCRIPTION:

Empatia is inspired by the association between the great glass-blowing tradition and the LED technology of Artemide. High interest in the expression potentials of this material resulted into co-operation with master glass blowers to gain full control of the special suppleness of Venetian glass and to work on the balance between surface and light, between subtle densities and transparencies. Hence clear, pure craft objects, each of them unique in all respects. Transparency and opacity are wisely dosed to obtain a glass that reflects light without glaring and without losing efficiency. Hence optical device, whose heart is a high-performance LED-based light engine created separately from the glass emission body in favor of higher thermal efficiency and performance. Light is controlled with maximum yield and driven towards the glass diffuser through a transparent pipe with a very low absorption coefficient.

SELECT

LED

White

PRODUCT CODE

1822010A

Light emission

20   



TECHNICAL DATA SHEET

FEATURES

Product name: Empatia 36 Ceiling/Wall
29W 3000K
Article Code: 1822010A
Colour: White
Series: Design

DIMENSIONS

Height: cm 38.2
Cutout width: cm 36
Impact Resistance: N/D
Glow Wire Test: 650°C °

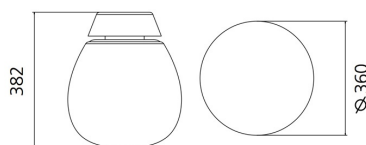
LAMPS INCLUDED

Category: LED
Watt: 21 W
Luminous Flux (lm): 2349 lm
Typology: 2
Color temperature (K): 3000 K
Class: A

LUMINAIR

Watt: 24
W

DIMENSIONS



COLOUR



Empatia 26 Ceiling/Wall 19W 3000K



DESIGN BY:

Carlotta de Bevilacqua , Paola Di Arianello
2013

MATERIALS:

DESCRIPTION:

Empatia is inspired by the association between the great glass-blowing tradition and the LED technology of Artemide. High interest in the expression potentials of this material resulted into co-operation with master glass blowers to gain full control of the special suppleness of Venetian glass and to work on the balance between surface and light, between subtle densities and transparencies. Hence clear, pure craft objects, each of them unique in all respects. Transparency and opacity are wisely dosed to obtain a glass that reflects light without glaring and without losing efficiency. Hence optical device, whose heart is a high-performance LED-based light engine created separately from the glass emission body in favor of higher thermal efficiency and performance. Light is controlled with maximum yield and driven towards the glass diffuser through a transparent pipe with a very low absorption coefficient.

SELECT

LED

White

PRODUCT CODE

1818010A

Light emission

20



TECHNICAL DATA SHEET

FEATURES

Product name: Empatia 26 Ceiling/Wall
19W 3000K
Article Code: 1818010A
Colour: White
Series: Design

DIMENSIONS

Height: cm 28.9
Cutout width: cm 26
Impact Resistance: N/D
Glow Wire Test: 650°C °

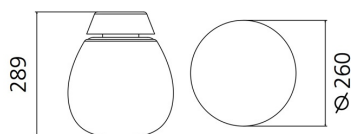
LAMPS INCLUDED

Category: LED
Watt: 14 W
Luminous Flux (lm): 1435 lm
Typology: 2
Color temperature (K): 3000 K
Class: A

LUMINAIR

Watt: 16
W

DIMENSIONS



COLOUR



Empatia 16 Ceiling/Wall 12W 3000K



DESIGN BY:

Carlotta de Bevilacqua , Paola Di Arianello
2013

MATERIALS:

DESCRIPTION:

Empatia is inspired by the association between the great glass-blowing tradition and the LED technology of Artemide. High interest in the expression potentials of this material resulted into co-operation with master glass blowers to gain full control of the special suppleness of Venetian glass and to work on the balance between surface and light, between subtle densities and transparencies. Hence clear, pure craft objects, each of them unique in all respects. Transparency and opacity are wisely dosed to obtain a glass that reflects light without glaring and without losing efficiency. Hence optical device, whose heart is a high-performance LED-based light engine created separately from the glass emission body in favor of higher thermal efficiency and performance. Light is controlled with maximum yield and driven towards the glass diffuser through a transparent pipe with a very low absorption coefficient.

SELECT

LED

White

PRODUCT CODE

1814010A

Light emission

20   



TECHNICAL DATA SHEET

FEATURES

Product name: Empatia 16 Ceiling/Wall
12W 3000K
Article Code: 1814010A
Colour: White
Series: Design

DIMENSIONS

Height: inch 7.5
Cutout width: inch 6.3
Impact Resistance: N/D
Glow Wire Test: 650°C °

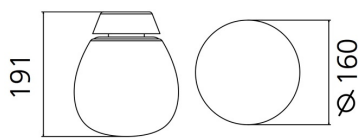
LAMPS INCLUDED

Category: LED
Watt: 9.4 W
Luminous Flux (lm): 962 lm
Typology: 2
Color temperature (K): 3000 K
Class: A

LUMINAIR

Watt: 11
W

DIMENSIONS



COLOUR

