

LUMINAIRE SPECIFICATION

www.ligman.com



The quality of life ...

Professional Lighting Solutions.

PROJECT : _____ DATE : _____
 LOCATION : _____
 QUANTITY : _____ NOTE : _____

MK-6025

Mask Inground guide light

IP67 / EN 60598/CLASS I / CLASS III / CE / IK10

PRODUCT TYPE

Inground Uplight

A top range of inground guide lights with light distribution options from one, two or four sectors. Designed for use in shopping, pedestrian and park areas with a selection of low voltage, energy saving compact fluorescent and metal halide lamps as well as LED's. Main characteristics are low glare. The LED luminaires have features such as long life, limited maintenance and constant lifetime performance. This product has a standard 'touchable dome' ideally suited for spaces that are used by the general public.

To ensure efficient drainage, gravel must be used to a depth of 450mm.(17") and width of 300mm.(12") beneath the housing, and should also be placed around luminaire. Fasteners in grade 316 stainless steel. Durable silicone rubber gasket and clear glass lens. Body is treated with a chemical chromated protection before powder coating, ensuring high corrosion resistance.

Mask dia 218mm. is rated as class I for integral driver. Body and frame constructed in low copper content die-cast aluminum with high corrosion resistance. Power is provided through a single PG11 watertight cable gland. Two PG11 cable glands are available upon request. Pressure load 2 tons / 4500 lb is transferred by the housing to the foundation. Vehicles with pneumatic tires can drive over the luminaire but the speed must not exceed 10 km/h / 6 miles per hour. Recessing box in high density polyethylene is included.

Mask mini dia 55mm and 116mm. is rated as class III for remote driver. Body constructed in low copper content die-cast aluminum with high corrosion resistance and front frame in 316 grade stainless steel. Supplied with 0.5m. 2x1 sqmm. of outdoor power cable. Walk over 200 kgs./440lbs maximum. Recessing box in polyvinyl chloride (PVC) is included. Remote driver on site by installer.

LAMP

- QT12 50w.12vac. - 2 LED
- TC-T 18w.
- HIT-TC-CE 20w.
- HIT-TC-CE 35w.

Mask inground guide light dia 218mm.

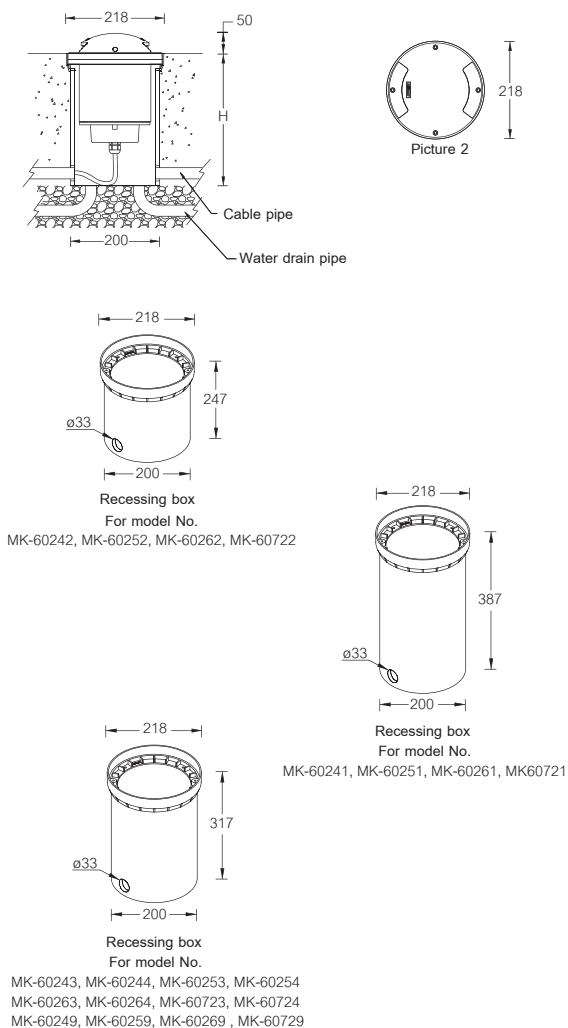
Model No.	Lamp	Holder	Lumen	Weight	(H) Height	Picture	T	CCG	*ECG
<input type="checkbox"/> MK-60251	QT12 50w.12vac.	GY6.35	910	4.65 kg.	387mm.	2	60°C	-	-
<input type="checkbox"/> MK-60252	TC-T 18w.	Gx24d-2	1200	3.45 kg.	247mm.	2	43°C	•	•
<input type="checkbox"/> MK-60253	HIT-TC-CE 20w.	PGJ5	1615	3.65 kg.	317mm.	2	44°C	-	•
<input type="checkbox"/> MK-60254	HIT-TC-CE 35w.	G8.5	3500	4.75 kg.	317mm.	2	67°C	•	•

Mask inground guide light dia 218mm. class I for LED integral driver

Model No.	Lamp	Light output	Efficacy	LED colour	Power W	Weight	(H) Height	Picture	T	Dimmable
<input type="checkbox"/> MK-60259-W27	2 LED	107 lm	18 lm/w	2700	6	5.0 kg.	317mm.	2	33°C	-
<input type="checkbox"/> MK-60259-W30	2 LED	114 lm	19 lm/w	3000	6	5.0 kg.	317mm.	2	33°C	-
<input type="checkbox"/> MK-60259-W40	2 LED	126 lm	21 lm/w	4000	6	5.0 kg.	317mm.	2	33°C	-



DIMENSION



LIGMAN HEAD Office Factory
 Ligman Lighting Co.,Ltd.
 17/2 Moo 4 Monthong Bangnampreaw
 Chachoengsao 24150
 Thailand

Tel : +66 (0) 38 581676-81
 Fax : +66 (0) 38 581415
 Email : factory@ligmanlighting.com
 Website : www.ligman.com
 www.ligmanlighting.com

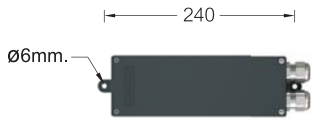
Thailand sales & International sales
 Customer service
 2912 Ladprao Road Klongjun Bangkokpi
 Bangkok 10240
 Thailand

Tel : +66 2 7339140 Ext. 101, 410-419 (Thailand Sale)
 Fax : +66 2 7339150, +66 2 7339153
 Email : domestic@ligmanlighting.com
 Tel : +66 2 7339140 Ext. 321, 322 (International Sale)
 Fax : +66 2 7339154
 Email : oversea@ligmanlighting.com

MK-6025


Mask Inground guide light

ACCESSORIES



Remote box IP65 FOR ECG
 Dimension (mm) : W75xL256xH58
 A80191

AVAILABLE COLOUR



- 01. Black
RAL 9011

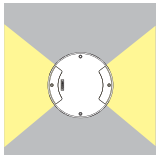
- 02. Dark Grey
RAL 7043

- 03. White
RAL 9003

- 04. Metallic Silver
RAL 9006

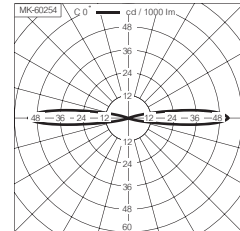
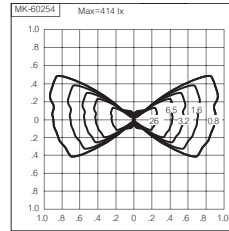
- 05. Matt Silver
RAL 9006

LIGHTING SIMULATION



MK-60259-W30

PHOTOMETRIC DATA



PROJECT REFERENCES



*ECG = This model can be used electronic ballast , Please note -ECG After the model no. for order with electronic ballast

(H) Recessing box height

(T) Mask surface temperature at ambient 25°C



LIGMAN HEAD Office Factory
 Ligman Lighting Co.,Ltd.
 17/2 Moo 4 Monthong Bangnampreaw
 Chachoengsao 24150
 Thailand

Tel : +66 (0) 38 581676-81
Fax : +66 (0) 38 581415
Email : factory@ligmanlighting.com
Website : ● www.ligman.com
 ● www.ligmanlighting.com

Thailand sales & International sales
Customer service
 2912 Ladprao Road Klongjun Bangkokkapi
 Bangkok 10240
 Thailand

Tel : +66 2 7339140 Ext. 101, 410-419 (Thailand Sale)
Fax : +66 2 7339150, +66 2 7339153
Email : domestic@ligmanlighting.com
Tel : +66 2 7339140 Ext. 321, 322 (International Sale)
Fax : +66 2 7339154
Email : overseassales@ligmanlighting.com